

IPEDS 2020-21 Data Collection System

IPEDS HELP DESK (877) 225-2568 | ipedshelp@rti.org

OMB NO. 1850-0582 v.27 : Approval Expires 8/31/2022

User ID: P1823061

Student Financial Aid 2020-21

Institution: Great Basin College (182306)

User ID: P1823061

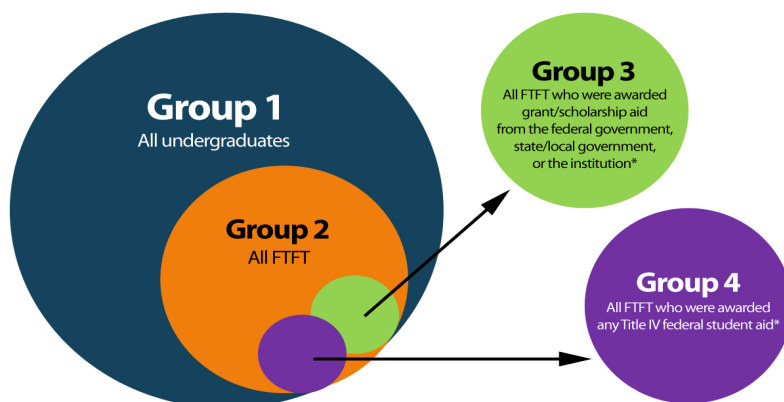
Overview

IPEDS Student Financial Aid Component Overview - Public Academic Reporters

Welcome to the Student Financial Aid (SFA) component. The purpose of the SFA component is to collect information about financial aid provided to various groups of undergraduate students and military/veteran educational benefits for all students at your institution.

Data Reporting Reminders:

- Report data to accurately reflect the time period corresponding with the IPEDS survey component, even if such reporting is seemingly inconsistent with prior-year reporting. For example, if a summer term began later than usual due to Coronavirus Pandemic postponements, continue to report using the timeframes as defined in the IPEDS instructions. NCES expects that some data reported during the 2020-21 data collection year will vary from established prior trends due to the impacts of Coronavirus Pandemic. If an error edit is triggered even when submitting accurate data, please indicate in the corresponding context box or verbally to the Help Desk that the seemingly inconsistent data are accurate and reflect the effects of Coronavirus Pandemic.
- Undergraduate Student Groups**
You will be asked to report information for different groups of students.
 - Group 1: All undergraduate students
 - Group 2: Of Group 1, full-time, first-time degree/certificate-seeking students (FTFT)
 - Group 3: Of Group 2, FTFT students who paid the in-state/in-district tuition rate and were awarded any grant/scholarship aid from the federal government, state/local government, or the institution
 - Group 4: Of Group 2, FTFT students who paid the in-state/in-district tuition rate and were awarded any Title IV federal student aid



*For public institutions, include only those students paying the in-state or in-district tuition rate. For program reporters, include only those students enrolled in the institution's largest program.

- COA Revisions**
Revisions to Cost of Attendance (COA) used to calculate the net price of attendance can be made in this component. Consult the instructions and screens to make sure you are reporting the correct aid amounts for the correct groups of students.
- College Affordability and Transparency Lists**
Net price amounts calculated in SFA will be used to populate the U.S. Department of Education's College Affordability and Transparency lists.
- Interactive Edits and Error Messages**
SFA contains interactive edits that will check for blank fields, invalid values, or values that fall outside expected ranges. Some error messages will require you to confirm or explain the values that you entered. Some error messages are fatal and will require you to contact the IPEDS Help Desk at (877) 225-2568 for resolution.
- Context Boxes**
You will find optional text boxes throughout SFA. Context boxes allow you to provide more information about the data you enter. Some of these context boxes may be made available to the public on College Navigator, so make sure that the information you enter can be understood easily by students, parents, and the general public.

Changes to reporting for 2020-21:

There are no changes to this survey component.

Resources:

- To download the survey materials for this component: [Survey Materials](#)
- To access your prior year data submission for this component: [Reported Data](#)

If you have questions about completing this survey, please contact the IPEDS Help Desk at 1-877-225-2568.

Institution: Great Basin College (182306)


User ID: P1823061

Section 1: Part A

Part A - Establish Your Groups

Reporting Reminders:

- Part A establishes the number of students in various groups. Note that the numbers on this screen will be carried forward to other parts of the Student Financial Aid component.
- In the fields below, report the number of students in each of the following groups.

		 Fall 2019	YOUR PRIOR YEAR DATA
			Fall 2018
01	Group 1 All <u>undergraduate</u> students	<input type="text" value="3,823"/>	3,451
02	Group 2 Of those in Group 1, those who are <u>full-time</u> , <u>first-time</u> degree/certificate-seeking	<input type="text" value="234"/>	264
02a	Of those in Group 2, those who were awarded any <u>Federal Work Study</u> , <u>loans to students</u> , or grant or scholarship aid from the federal government, state/local government, the institution, or other sources known to the institution	<input type="text" value="172"/>	191
02b	Of those in Group 2, those who were awarded any <u>loans to students</u> or grant or scholarship aid from the federal government, state/local government, or the institution	<input type="text" value="172"/>	191
03	Group 3 Of those in Group 2, those who paid the in-state or in-district tuition rate and who were awarded grant or scholarship aid from the federal government, state/local government, or the institution	<input type="text" value="161"/>	144
04	Group 4 Of those in Group 2, those who paid the in-state or in-district tuition rate and who were awarded any <u>Title IV federal student aid</u>	<input type="text" value="67"/>	93

Institution: Great Basin College (182306)

User ID: P1823061

Section 1: Part B

Part B - Enter Information About Group 1

Reporting Reminders:


- Group 1 students are **ALL undergraduate** students (including first-time students) enrolled in Fall 2019.
- For this part, report:

For These Students	The Following Type(s) of Aid	Awarded in This Period
<ul style="list-style-type: none"> • All undergraduate students enrolled in Fall 2019 	<ul style="list-style-type: none"> • Grant or scholarship aid from: <ul style="list-style-type: none"> ◦ federal government ◦ state/local government ◦ the institution ◦ other sources known to the institution • Loans to students from: <ul style="list-style-type: none"> ◦ the federal government 	<ul style="list-style-type: none"> • Any time during academic year 2019-20

- In the fields below, report the number of Group 1 students and the total amount of aid awarded to these students for each type of aid.

Information from Part A	Fall 2019
Group 1: All undergraduate students (This number is carried forward from Part A, Line 01.)	3,823

Aid Type	2019-20			
	Number of Group 1 students who were awarded aid	Percentage of Group 1 students who were awarded aid	Total amount of aid awarded to Group 1 students	Average amount of aid awarded to Group 1 students
01 Grant or scholarship aid from the federal government, state/local government, the institution, and other sources known to the institution (Do NOT include federal student loans)	1,439	38	6,165,528	4,285
02 Pell Grants	742	19	2,730,498	3,680
03 Federal student loans	230	6	1,652,977	7,187

 You may use the box below to provide additional context for the data you have reported above. Context notes will be posted on the College Navigator website. Therefore, you should write all context notes using proper grammar (e.g., complete sentences with punctuation) and common language that can be easily understood by students and parents (e.g., spell out acronyms).

Non-applicable ▼

Institution: Great Basin College (182306)

User ID: P1823061

Section 1: Part C, Page 1

Part C, Page 1 - Enter Information about Group 2

Reporting Reminders:

- Group 2 students are all full-time, first-time degree/certificate-seeking undergraduate students enrolled in Fall 2019.
- In the fields below, report the number of Group 2 students paying in-district, in-state, and out-of-state tuition rates. If your institution does not offer different rates, report all students as paying in-state tuition rates.

Information from Part A	Fall 2019
Group 2: Full-time, first-time degree/certificate-seeking undergraduates (This number is carried forward from Part A, Line 02)	234

Group 2 students:			Fall 2019		YOUR PRIOR YEAR DATA
			Fall 2019		Fall 2018
			Number of Group 2 students	Percentage of Group 2 students	Percentage of Group 2 students
01	01a	<u>paying in-district tuition rates</u>	<input type="text" value="0"/>	0	0
	01b	<u>paying in-state tuition rates</u>	<input type="text" value="216"/>	92	75
	01c	<u>paying out-of-state tuition rates</u>	<input type="text" value="18"/>	8	25
	01d	Unknown (calculated value) This value is calculated using the following formula: [A02-(C01a+C01b+C01c)]	0	0	0

Section 1: Part C, Page 2

Part C, Page 2 - Enter Information about Group 2

Reporting Reminders:

- Part C includes financial aid information about Group 2. Group 2 students are all full-time, first-time degree/certificate-seeking undergraduate students enrolled in Fall 2019.
- For this part, report:


For These Students	The Following Type(s) of Aid	Awarded in This Period
<ul style="list-style-type: none"> • Full-time, first-time degree/certificate-seeking undergraduate students enrolled in Fall 2019 	<ul style="list-style-type: none"> • Grant or scholarship aid from: <ul style="list-style-type: none"> ◦ federal government ◦ state/local government ◦ the institution • Loans to students from: <ul style="list-style-type: none"> ◦ the federal government ◦ other sources, including private or other loans • Do not include: <ul style="list-style-type: none"> ◦ grant or scholarship aid from private or other sources ◦ PLUS loans or loans made to anyone other than the student 	<ul style="list-style-type: none"> • Any time during academic year 2019-20 • For program reporters, this is the aid year period from July 1, 2019 through June 30, 2020.

- In the fields below, report the number of Group 2 students and the total amount of aid awarded to these students for each type of aid. Enter unduplicated student counts within a category (e.g., Pell Grants). However, a student can appear in more than one aid category.

Information from Part A	Fall 2019
Group 2: Full-time, first-time degree/certificate-seeking undergraduates (This number is carried forward from Part A, Line 02)	234
Group 2a: (This number is carried forward from Part A, Line 02a) <ul style="list-style-type: none"> • Of those in Group 2, those who were awarded: <ul style="list-style-type: none"> ◦ Federal Work Study ◦ Loans to students ◦ Grant or scholarship aid from the federal government, state/local government, or the institution ◦ Other sources known to the institution 	172
Group 2b (This number is carried forward from Part A, Line 02b) <ul style="list-style-type: none"> • Of those in Group 2, those who were awarded: <ul style="list-style-type: none"> ◦ Loans to students ◦ Grant or scholarship aid from the federal government, state/local government, or the institution 	172
Group 3 (This number is carried forward from Part A, Line 03) <ul style="list-style-type: none"> • Of those in Group 2, those who Paid the in-state or in-district tuition rate and were awarded: <ul style="list-style-type: none"> ◦ Grant or scholarship aid from the federal government, state/local government, or the institution 	161

Aid Type						YOUR PRIOR YEAR DATA
		Fall 2019				Fall 2018
		Number of Group 2 students who were awarded aid	Percentage of Group 2 students who were awarded aid	Total amount of aid awarded to Group 2 students	Average amount of aid awarded to Group 2 students	Average amount of aid awarded to Group 2 students
01	Grants or scholarships from the federal government, state/local government, or the institution	<input type="text" value="172"/>	74	727,140	4,228	4,514
02	<u>Federal grants</u>	<input type="text" value="72"/>	31	298,629	4,148	4,508
02a	<u>Pell Grants</u>	<input type="text" value="72"/>	31	<input type="text" value="297,754"/>	4,135	4,436
02b	<u>Other federal grants</u>	<input type="text" value="1"/>	0	<input type="text" value="875"/>	<input checked="" type="checkbox"/> 875	372

03	State/local government grants or <u>scholarships</u> (includes <u>fellowships</u> /tuition waivers/exemptions)	<input type="text" value="146"/>	62	<input type="text" value="343,186"/>	2,351	2,246
04	<u>Institutional grants</u> or <u>scholarships</u> (includes <u>fellowships</u> /tuition waivers/exemptions)	<input type="text" value="54"/>	23	<input type="text" value="85,325"/>	✔ 1,580	950
05	<u>Loans to students</u>	<input type="text" value="17"/>	7	108,469	6,381	7,104
05a	Federal loans	<input type="text" value="17"/>	7	<input type="text" value="108,469"/>	6,381	7,134
05b	Other loans (including private loans)	<input type="text" value="0"/>	0	<input type="text" value="0"/>	✔	6,500

 You may use the box below to provide additional context for the data you have reported above. Context notes will be posted on the College Navigator website. Therefore, you should write all context notes using proper grammar (e.g., complete sentences with punctuation) and common language that can be easily understood by students and parents (e.g., spell out acronyms).

Institution: Great Basin College (182306)

User ID: P1823061

Section 1: Comparison Chart

Comparison Chart

Reporting Reminders:

- Based on the information reported on the previous screens for Group 1 (all undergraduates) and Group 2 (full-time, first-time degree/certificate-seeking undergraduates), this comparison chart seeks to help institutions check their reported data. Assuming that the information on Groups 1 and 2 is correct, then the calculated fields for 'All Other Undergraduates' should be the balance (Group 1 minus Group 2). If the balance does not check with your institution's calculations, please correct your reported numbers for Groups 1 and 2 before moving forward with the completion of the SFA survey component.

Note:

- Data for the 'All Other Undergraduates' will appear in the IPEDS Data Center for data users, but not in College Navigator.

		Number of students	Pell grants	Federal Student Loans
01	Group 1 (all undergraduates)	3,823		
02	Number of students who were awarded aid		742	230
03	Percentage who were awarded aid		19	6
04	Total amount of aid awarded		2,730,498	1,652,977
05	Average amount of aid awarded		3,680	7,187
06	Group 2 (Full-time, first-time undergraduates)	234		
07	Number of students who were awarded aid		72	17
08	Percentage who were awarded aid		31	7
09	Total amount of aid awarded		297,754	108,469
10	Average amount of aid awarded		4,135	6,381
11	All other undergraduates (Line 01 - Line 06)	3,589		
12	Number of students who were awarded aid (Line 02 - Line 07)		670	213
13	Percentage who were awarded aid (Line 12 / Line 11)		19	6
14	Total amount of aid awarded (Line 04 - Line 09)		2,432,744	1,544,508
15	Average amount of aid awarded (Line 14 / Line 12)		3,631	7,251

Institution: Great Basin College (182306)

User ID: P1823061

Section 1: Cost of Attendance

Cost of attendance for full-time, first-time undergraduate students

Reporting Reminders:

- Please enter the amounts requested below. These data will be made available to the public on College Navigator. If your institution participates in any Title IV programs (Pell, Stafford, etc.), you must complete all information.
- Estimates of expenses for books and supplies, room and board, and other expenses are those from the **Cost of Attendance report** used by the financial aid office in determining financial need. Please talk to your financial aid office to get these numbers to ensure that you are reporting correctly.
- These numbers are carried forward from Institutional Characteristics and should only be changed if an error was made in the reporting.

Charges for full academic year	2017-18	2018-19	2019-20
Published tuition and required fees:			
<u>In-district</u>			
Tuition	<input type="text" value="2,820"/>	<input type="text" value="2,963"/>	<input type="text" value="3,083"/>
Required fees	<input type="text" value="195"/>	<input type="text" value="165"/>	<input type="text" value="165"/>
Tuition + fees total	3,015	3,128	3,248
<u>In-state</u>			
Tuition	<input type="text" value="2,820"/>	<input type="text" value="2,963"/>	<input type="text" value="3,083"/>
Required fees	<input type="text" value="195"/>	<input type="text" value="165"/>	<input type="text" value="165"/>
Tuition + fees total	3,015	3,128	3,248
<u>Out-of-state</u>			
Tuition	<input type="text" value="9,598"/>	<input type="text" value="9,711"/>	<input type="text" value="10,438"/>
Required fees	<input type="text" value="195"/>	<input type="text" value="165"/>	<input type="text" value="165"/>
Tuition + fees total	9,793	9,876	10,603
<u>Books and supplies</u>			
	<input type="text" value="1,670"/>	<input type="text" value="1,670"/>	<input type="text" value="1,670"/>
<u>On-campus:</u>			
Room and board	<input type="text" value="6,800"/>	<input type="text" value="6,000"/>	<input type="text" value="6,000"/>
Other expenses	<input type="text" value="3,900"/>	<input type="text" value="3,900"/>	<input type="text" value="3,900"/>
Room and board and other expenses	10,700	9,900	9,900
<u>Off-campus (not with family):</u>			
Room and board	<input type="text" value="10,450"/>	<input type="text" value="6,500"/>	<input type="text" value="6,500"/>
Other expenses	<input type="text" value="3,900"/>	<input type="text" value="3,900"/>	<input type="text" value="3,900"/>
Room and board and other expenses	14,350	10,400	10,400
<u>Off-campus (with family):</u>			
Other expenses	<input type="text" value="3,900"/>	<input type="text" value="3,900"/>	<input type="text" value="3,900"/>

Institution: Great Basin College (182306)

User ID: P1823061

Section 1: Part D

Part D - Enter Information about Group 3

Reporting Reminders:

- Group 3 students are all full-time, first-time degree/certificate-seeking undergraduate students enrolled in Fall 2019 who paid the in-state or in-district tuition rate and who were awarded grant or scholarship aid from the following sources: the federal government, state/local government, or the institution. The information you report in this part will be used in Part F to calculate average institutional net price.
- For this part, report:

For These Students	The Following Type(s) of Aid	Awarded in This Period
<ul style="list-style-type: none"> Full-time, first-time degree/certificate-seeking undergraduate students enrolled in Fall 2019 who paid the in-state or in-district tuition rate and who were awarded grant or scholarship aid from the following sources: the federal government, state/local government, or the institution Do not include students who were awarded only grant or scholarship aid from private or other sources, or students who were awarded only non-grant aid 	<ul style="list-style-type: none"> Grant or scholarship aid from: <ul style="list-style-type: none"> federal government state/local government the institution Do not include grant or scholarship aid from private or other sources 	<ul style="list-style-type: none"> Any time during academic year 2019-20

- In the fields below, report the number of Group 3 students with each type of living arrangement and the total amount of grant or scholarship aid from the federal government, state/local government, or the institution awarded to these students.

Information from Part A:		YOUR PRIOR YEAR DATA 2017-2018	YOUR PRIOR YEAR DATA 2018-2019	2019-2020
Group 3 Full-time, first-time degree/certificate-seeking undergraduate students who paid the in-state or in-district tuition rate and who were awarded grant or scholarship aid from the following sources: the federal government, state/local government, or the institution (This number is carried forward from Part A, Line 03)		159	144	161
01	Report the number of Group 3 students with the following living arrangements:	YOUR PRIOR YEAR DATA	YOUR PRIOR YEAR DATA	
		2017-18	2018-19	2019-20
01a	<u>On-campus</u>	19	25	32
01b	<u>Off-campus (with family)</u>	69	64	47
01c	<u>Off-campus (not with family)</u>	71	55	<input checked="" type="checkbox"/> 82
01d	Unknown (calculated) This value is calculated using the following formula: [A03-(D01a+D01b+D01c)]	0	0	0
02	Report the total amount of grant or scholarship aid from the federal government, state/local government, or the institution awarded to Group 3 students	670,349	703,185	682,948
03	Average grant or scholarship aid from the federal government, state/local government, or the institution awarded to Group 3 students (calculated value). This value is calculated using the following formula: [D02/A03]	4,216	4,883	4,242



The notes below provide context for the data you've reported above and **may** be posted on the College Navigator website.

Choose one option that best explains your data or choose "Non-applicable" if you do not wish to provide context notes. If none of the options provided explain your institution's data, then choose "Other" and write your own context notes. Therefore, you should write all context notes using proper grammar (e.g., complete sentences with punctuation) and common language that can be easily understood by students and parents (e.g., spell out acronyms).

Non-applicable



Institution: Great Basin College (182306)

User ID: P1823061

Section 1: Part E

Part E – Enter Information about Group 4

Reporting Reminders:

- Part E includes financial aid information about Group 4, undergraduate students enrolled in Fall 2019 who paid the in-state or in-district tuition rate and who were awarded any Title IV federal student aid, including federal grants or federal student loans. The information you report in this part will be used in Part G to calculate average institutional net price by income level.
- For this part, report:

For These Students	The Following Type(s) of Aid	Awarded in This Period
<ul style="list-style-type: none"> • Full-time, first-time degree/certificate-seeking undergraduate students enrolled in Fall 2019 who paid the in-state or in-district tuition rate and who were awarded any Title IV federal student aid 	<ul style="list-style-type: none"> • Grant or scholarship aid from: <ul style="list-style-type: none"> ○ federal government ○ state/local government ○ the institution • Do not include: <ul style="list-style-type: none"> ○ grant or scholarship aid from private or other sources ○ loan amounts ○ Federal Work Study amounts 	<ul style="list-style-type: none"> • Any time during academic year 2019-20

- In the fields below, report the number of Group 4 students with each type of living arrangement and the total amount of grant or scholarship aid from the federal government, state/local government, or the institution awarded to these students by income level.

Information from Part A:		2017-18	2018-19	2019-20
Group 4 Full-time, first-time degree/certificate-seeking undergraduate students who paid the in-state or in-district tuition rate and who were awarded any Title IV federal student aid (This number is carried forward from Part A, Line 04)		80	93	67
01	Report the number of Group 4 students with the following living arrangements:	YOUR PRIOR YEAR DATA	YOUR PRIOR YEAR DATA	
		2017-18	2018-19	2019-20
01a	On-campus	11	18	16
01b	Off-campus (with family)	53	51	30
01c	Off-campus (not with family)	16	24	21
01d	Unknown (calculated) This value is calculated using the formula: [A04-(E01a+E01b+E01c)]	0	0	0

		Number of students who were awarded any Title IV aid (Group 4)	Of those in Column 1, the number who were awarded any grant or scholarship aid from the following sources: the federal government, state/local government, or the institution	Of those in Column 1, the total amount of grant or scholarship aid awarded from the following sources: the federal government, state/local government, or the institution	i Average amount of federal, state/local, and institutional grant or scholarship aid awarded to Group 4 students
2017-18					
		Col. 1	Col. 2	Col. 3	Col. 4
02	Income level				
	02a \$0-30,000	42	42	219,413	5,224
	02b \$30,001-48,000	15	15	69,800	4,653

02c	\$48,001-75,000	<input type="text" value="15"/>	<input type="text" value="14"/>	<input type="text" value="39,404"/>	2,627
02d	\$75,001-110,000	<input type="text" value="6"/>	<input type="text" value="5"/>	<input type="text" value="5,500"/>	917
02e	\$110,001 and more	<input type="text" value="2"/>	<input type="text" value="0"/>	<input type="text" value="0"/>	0
02f	Total all income levels	80	76	334,117	4,176

2018-19					
		Col. 1	Col. 2	Col. 3	Col. 4
03	Income level				
03a	\$0-30,000	<input type="text" value="50"/>	<input type="text" value="50"/>	<input type="text" value="245,863"/>	4,917
03b	\$30,001-48,000	<input type="text" value="23"/>	<input type="text" value="22"/>	<input type="text" value="100,736"/>	4,380
03c	\$48,001-75,000	<input type="text" value="13"/>	<input type="text" value="12"/>	<input type="text" value="34,662"/>	2,666
03d	\$75,001-110,000	<input type="text" value="4"/>	<input type="text" value="0"/>	<input type="text" value="0"/>	0
03e	\$110,001 and more	<input type="text" value="3"/>	<input type="text" value="0"/>	<input type="text" value="0"/>	0
03f	Total all income levels	93	84	381,261	4,100

2019-20					
		Col. 1	Col. 2	Col. 3	Col. 4
04	Income level				
04a	\$0-30,000	<input type="text" value="40"/>	<input type="text" value="40"/>	<input type="text" value="188,402"/>	4,710
04b	\$30,001-48,000	<input type="text" value="10"/>	<input type="text" value="10"/>	<input type="text" value="39,517"/>	3,952
04c	\$48,001-75,000	<input type="text" value="12"/>	<input type="text" value="12"/>	<input type="text" value="25,873"/>	2,156
04d	\$75,001-110,000	<input type="text" value="2"/>	<input type="text" value="1"/>	<input type="text" value="2,245"/>	1,123
04e	\$110,001 and more	<input type="text" value="3"/>	<input type="text" value="0"/>	<input type="text" value="0"/>	0
04f	Total all income levels	<input checked="" type="checkbox"/> 67	63	<input checked="" type="checkbox"/> 256,037	3,821

The notes below provide context for the data you've reported above and **may** be posted on the College Navigator website. Choose one option that best explains your data or choose "Non-applicable" if you do not wish to provide context notes. If none of the options provided explain your institution's data, then choose "Other" and write your own context notes. Therefore, you should write all context notes using proper grammar (e.g., complete sentences with punctuation) and common language that can be easily understood by students and parents (e.g., spell out acronyms).

Non-applicable

Institution: Great Basin College (182306)

User ID: P1823061

Section 1: Part F


Part F – Net Price Calculation for Group 3

Note:

- The following net price calculation is based on information that your institution reported in the Institutional Characteristics component and the Student Financial Aid component. For more information about the data your institution reported in the Institutional Characteristics component, please contact your institution's IPEDS Keyholder.

Components of cost of attendance		YOUR PRIOR YEAR DATA	YOUR PRIOR YEAR DATA	2019-20
		2017-18	2018-19	
01	Published <u>tuition</u> and <u>required fees</u> (lower of in-district or in-state)	3,015	3,128	3,248
02	<u>Books and supplies</u>	1,670	1,670	1,670
03	<u>Room and board</u> and <u>other expenses</u> by living arrangement			
	03a <u>On-campus</u>	10,700	9,900	9,900
	03b <u>Off-campus (with family)</u>	3,900	3,900	3,900
	03c <u>Off-campus (not with family)</u>	14,350	10,400	10,400
04	Number of Group 3 students by living arrangement			
	04a <u>On-campus</u>	19	25	32
	04b <u>Off-campus (with family)</u>	69	64	47
	04c <u>Off-campus (not with family)</u>	71	55	82
	04d Unknown	0	0	0
05	Weighted average for room and board and other expenses by living arrangement (excluding unknown values) See instructions for the formula for this calculation	9,379	7,424	8,403
06	Total cost of attendance This value is calculated using the following formula: [F01+F02+F05]	14,064	12,222	13,321
07	Average amount of grant or scholarship aid awarded to Group 3 students from the following sources: the federal government, state/local government, and the institution	4,216	4,883	4,242
08	Average institutional <u>net price</u> for Group 3 students This value is calculated using the following formula: [F06-F07]	9,848	7,339	9,079

As required by the *Higher Education Act, as amended (2008)*, these amounts will be posted on the U.S. Department of Education's College Navigator website and used in the U.S. Department of Education's College Affordability and Transparency Lists.

 The notes below provide context for the data you've reported above and **may** be posted on the College Navigator website. Choose one option that best explains your data or choose "Non-applicable" if you do not wish to provide context notes. If none of the options provided explain your institution's data, then choose "Other" and write your own context notes. Therefore, you should write all context notes using proper grammar (e.g., complete sentences with punctuation) and common language that can be easily understood by students and parents (e.g., spell out acronyms).

Non-applicable

Institution: Great Basin College (182306)

User ID: P1823061

Section 1: Part G

Part G – Net Price Calculation for Group 4

Note:

- The following net price calculation is based on information that your institution reported in the Institutional Characteristics component and the Student Financial Aid component. For more information about the data your institution reported in the Institutional Characteristics component, please contact your institution's IPEDS Keyholder.

Components of cost of attendance		YOUR PRIOR YEAR DATA	YOUR PRIOR YEAR DATA	2019-20	
		2017-18	2018-19		
01	Published <u>tuition</u> and <u>required fees</u> (lower of in-district or in-state)		3,015	3,128	3,248
02	<u>Books and supplies</u>		1,670	1,670	1,670
03	<u>Room and board</u> and <u>other expenses</u> by living arrangement				
	03a	<u>On-campus</u>	10,700	9,900	9,900
	03b	<u>Off-campus (with family)</u>	3,900	3,900	3,900
	03c	<u>Off-campus (not with family)</u>	14,350	10,400	10,400
04	Number of Group 4 students by living arrangement				
	04a	<u>On-campus</u>	11	18	16
	04b	<u>Off-campus (with family)</u>	53	51	30
	04c	<u>Off-campus (not with family)</u>	16	24	21
	04d	Unknown	0	0	0
05	Weighted average for room and board and other expenses by living arrangement (excluding unknown values) See instructions for the formula for this calculation		6,925	6,739	7,370
06	Total cost of attendance by income level This value is calculated using the following formula: [G01+G02+G05]		11,610	11,537	12,288
07	Average amount of grant or scholarship aid awarded to Group 4 students from the following sources: the federal government, state/local government, and the institution		4,176	4,100	3,821
	07a	\$0-30,000	5,224	4,917	4,710
	07b	\$30,001-48,000	4,653	4,380	3,952
	07c	\$48,001-75,000	2,627	2,666	2,156
	07d	\$75,001-110,000	917	0	1,123
	07e	\$110,001 and more	0	0	0
08	Average institutional <u>net price</u> for Group 4 students This value is calculated using the following formula: [G06-G07]				
	08a	\$0-30,000	6,386	6,620	7,578
	08b	\$30,001-48,000	6,957	7,157	8,336
	08c	\$48,001-75,000	8,983	8,871	10,132
	08d	\$75,001-110,000	10,693	11,537	11,165
	08e	\$110,001 and more	11,610	11,537	12,288
As required by the <i>Higher Education Act, as amended (2008)</i> , these amounts will be posted on the U.S. Department of Education's College Navigator website.					



The notes below provide context for the data you've reported above and **may** be posted on the College Navigator website.

Choose one option that best explains your data or choose "Non-applicable" if you do not wish to provide context notes. If none of the options provided explain your institution's data, then choose "Other" and write your own context notes. Therefore, you should write all context notes using proper grammar (e.g., complete sentences with punctuation) and common language that can be easily understood by students and parents (e.g., spell out acronyms).

Non-applicable



Institution: Great Basin College (182306)

User ID: P1823061

Section 2: Military Servicemembers and Veteran's Benefits - Undergraduate Only

Section 2: Military Servicemembers and Veteran's Benefits

Important Note:

- Report for **Post-9/11 GI Bill Benefits**: July 1, 2019 - June 30, 2020.
- Report for **Department of Defense Tuition Assistance Program**: October 1, 2019 - September 30, 2020

Reporting Reminders:

- Report the total number of student recipients and the total dollar amounts for each program.
- Student recipients can also include eligible dependents.
- Consult with your campus certifying official, who may not be in the student financial aid office.
- For Post-9/11 GI Bill Benefits, do not include the matching institutional aid provided through the [Yellow Ribbon Program](#) if your institution participated.
- Information reported to IPEDS is only what is known to the institution.
- Enter zero (0) if your institution did not have beneficiaries for a program. Please do not leave a cell blank.

Type of benefit/assistance	Number of students receiving benefits/assistance	Total dollar amount of benefits/assistance disbursed through the institution	Average dollar amount of benefits/assistance disbursed through the institution	YOUR PRIOR YEAR DATA
				Average dollar amount of benefits/assistance disbursed through the institution
Undergraduate students				
Post-9/11 GI Bill Benefits	<input type="text" value="0"/>	<input type="text" value="0"/>		2,577
Department of Defense Tuition Assistance Program	<input type="text" value="0"/>	<input type="text" value="0"/>		1,362

Institution: Great Basin College (182306)

User ID: P1823061

Prepared by

Prepared by

Reporting Reminders:

- The name of the preparer is being collected so that we can follow up with the appropriate person in the event that there are questions concerning the data.
- The Keyholder will be copied on all email correspondence to other preparers.
- The time it took to prepare this component is being collected so that we can continue to improve our estimate of the reporting burden associated with IPEDS.
- Please include in your estimate the time it took for you to review instructions, query and search data sources, complete and review the component, and submit the data through the Data Collection System.
- Thank you for your assistance.

This survey component was prepared by:

<input checked="" type="radio"/>	Keyholder	<input type="radio"/>	SFA Contact	<input type="radio"/>	HR Contact
<input type="radio"/>	Finance Contact	<input type="radio"/>	Academic Library Contact	<input type="radio"/>	Other

Name:

Email:

How many staff from your institution only were involved in the data collection and reporting process of this survey component?

Number of Staff (including yourself)

How many hours did you and others from your institution only spend on each of the steps below when responding to this survey component?
Exclude the hours spent collecting data for state and other reporting purposes.

Staff member	Collecting Data Needed	Revising Data to Match IPEDS Requirements	Entering Data	Revising and Locking Data
Your office	<input type="text"/> hours	<input type="text" value="1.00"/> hours	<input type="text" value="1.00"/> hours	<input type="text" value="1.00"/> hours
Other offices	<input type="text"/> hours	<input type="text"/> hours	<input type="text"/> hours	<input type="text"/> hours

Institution: Great Basin College (182306)

User ID: P1823061

Summary

IPEDS Student Financial Aid (SFA) Survey Summary

IPEDS collects important information regarding your institution. All data reported in IPEDS survey components become available in the IPEDS Data Center and appear as aggregated data in various Department of Education reports. Additionally, some of the reported data appears specifically for your institution through the College Navigator website and is included in your institution's Data Feedback Report (DFR). The purpose of this summary is to provide you an opportunity to view some of the data that, when accepted through the IPEDS quality control process, will appear on the College Navigator website and/or your DFR. College Navigator is updated approximately three months after the data collection period closes and Data Feedback Reports will be available through the [Data Center](#) and sent to your institution's CEO in November 2020.

Please review your data for accuracy. If you have questions about the data displayed below after reviewing the data reported on the survey screens, please contact the IPEDS Help Desk at: 1-877-225-2568 or ipedshelp@rti.org.

Total grant aid awarded to all undergraduate students		\$6,165,528
Number of undergraduate students who were awarded a Pell Grant		742
Percentage of FTFT students who were awarded any financial aid		74%
Percentage of FTFT students who were awarded grant aid by type		
Total	74%	Average amount of grant aid awarded by type \$4,228
Federal Government	31%	\$4,148
Pell	31%	\$4,135
Other Federal	0%	\$875
State/Local Government	62%	\$2,351
Institutional	23%	\$1,580
Percentage of FTFT students who were awarded and accepted loans by type		
Total	7%	Average amount of loans awarded and accepted by type \$6,381
Federal	7%	\$6,381
Non-federal	0%	N/A
Average net price for FTFT students who were awarded grant aid		\$9,079
Average net price for FTFT students who were awarded Title IV federal student aid		
\$0 – 30,000		\$7,578
\$30,001 – 48,000		\$8,336
\$48,001 – 75,000		\$10,132
\$75,001 – 110,000		\$11,165
\$110,001 and more		\$12,288

Military Service members and Veteran's Benefits		
	Number of students receiving benefits/assistance	Total dollar amount of benefits/assistance awarded through the institution
Post-9/11 GI Bill Benefits		
Undergraduate students	0	N/A
Department of Defense Tuition Assistance Program		
Undergraduate students	0	N/A

Institution: Great Basin College (182306)

User ID: P1823061

Edit Report

Student Financial Aid

Source	Description	Severity	Resolved	Options
Screen: Part C, Page 2 - Enter Information about Group 2				
Screen Entry	The average amount of this type of aid awarded to Group 2 students is outside the expected range of between 760 and 1,140 when compared with the prior year value. Please check the number of students and the total amount of aid awarded to these students, and correct or explain the discrepant values. (Error #7147)	Explanation	Yes	
Reason	The data has been reviewed and is correct.			
Screen Entry	The average amount of this type of aid awarded to Group 2 students is outside the expected range of between 298 and 446 when compared with the prior year value. Please check the number of students and the total amount of aid awarded to these students, and correct or explain the discrepant values. (Error #7147)	Explanation	Yes	
Reason	The data has been reviewed and is correct.			
Screen Entry	The average amount of this type of aid awarded to Group 2 students is outside the expected range of between 5,200 and 7,800 when compared with the prior year value. Please check the number of students and the total amount of aid awarded to these students, and correct or explain the discrepant values. (Error #7147)	Explanation	Yes	
Reason	The data has been reviewed and is correct.			
Screen: Part D - Enter Information about Group 3				
Screen Entry	The number entered is outside the expected range of between 39 and 71 when compared with the prior year value. Please correct your data or explain. (Error #7169)	Explanation	Yes	
Reason	The data has been reviewed and is correct.			
Screen: Part E - Enter Information about Group 4				
Screen Entry	The number entered is outside the expected range of between 36 and 66 when compared with the prior year value. Please correct your data or explain. (Error #7169)	Explanation	Yes	
Reason	The data has been reviewed and is correct.			
Screen Entry	The total number of Group 4 students who were awarded any Title IV aid across all income levels is outside the expected range of between 70 and 116 based on the prior year value. Please correct your data or explain. (Error #7333)	Explanation	Yes	
Reason	The data has been reviewed and is correct.			
Screen Entry	The total amount of grant or scholarship aid awarded to Group 4 students from the federal government, state/local government, or the institution across all income levels is outside the expected range of between 285,946 and 476,576 based on the prior year value. Please correct your data or explain. (Error #7332)	Explanation	Yes	
Reason	The data has been reviewed and is correct.			